

Uputstva za instalaciju DEMO/HLE licence

1. Svaka Mastercam DEMO/HLE licenca istječe 365 dana od aktivacije. U ovom primjeru vam pokazujemo kako ponovno aktivirati DEMO licencu.
2. Otvorite sljedeću poveznicu:

<https://users.mastercam.com/demo/home/demolanding>

USER LOGIN

Email or Username:

Password:

Login

[Forgot Username?](#)

[Forgot Password?](#)

Don't have an account?

[Create one.](#) It's simple and free!

Creating an account allows you to:

- Participate in forum discussions,
- Access select knowledgebase articles,
- Download your Mastercam products,
- Contact Mastercam for assistance,
- And much more!

3. Kliknite na „ Get new Licence“

2 Activate the Software

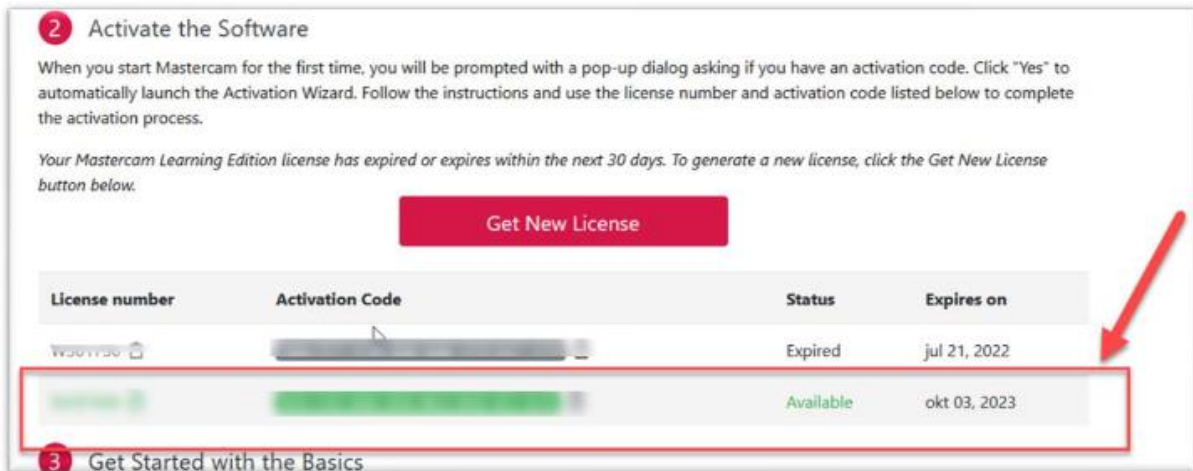
When you start Mastercam for the first time, you will be prompted with a pop-up dialog asking if you have an activation code. Click "Yes" to automatically launch the Activation Wizard. Follow the instructions and use the license number and activation code listed below to complete the activation process.

Your Mastercam Learning Edition license has expired or expires within the next 30 days. To generate a new license, click the Get New License button below.

Get New License

License number	Activation Code	Status	Expires on
		Expired	Jul 21, 2022

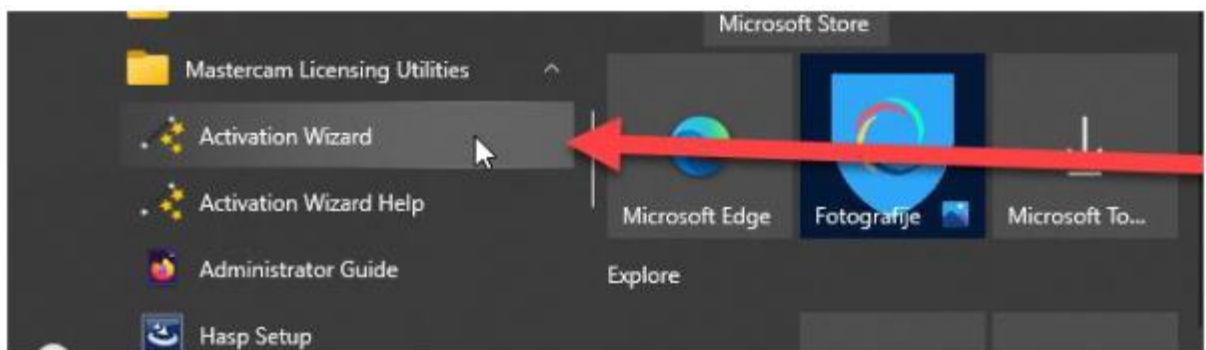
4. Ispod će vam se prikazati licenca sa zelenom bojom



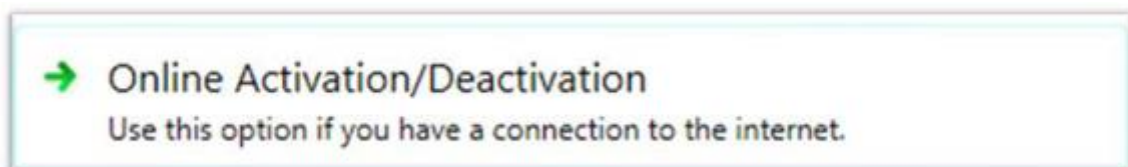
NAPOMENA: NOVU LICENCU AKTIVIRAJTE POMOĆU „Activation wizard“

Aktivacija DEMO verzije

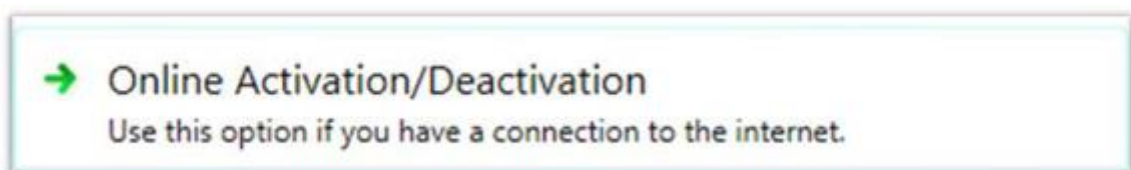
1. U Windows tražilici potražite „Activation wizard“



2. Izaberite „online activation“



3. Kliknete „Activate new licence“



4. Unesite licencu i aktivacijski kod. Pričekajte za uspješnu aktivaciju DEMO verzije MASTERCAM-a.

Mastercam[®]

Mastercam[®] 2023

CAMteH
Engineering

Za sve dodatne informacije vezane uz ovu instalaciju stojimo Vam na raspolaganju, te slobodno nas možete kontaktirati:

www.mastercam.hr

podrska@camteh.hr

Pratite nas:

CAMteH
Engineering

Mastercam

Mastercam[®]

